



RAHNAMA
P R E S S

@RAHNAMAPRESS
WWW.RAHNAMAPRESS.COM

Jane Hudson

Series Adviser Catherine Walter

Audio CD included

Navigate

Workbook
without key

Beginner → **A1**

OXFORD

Contents

Oxford 3000™ Navigate has been based on 1 to ensure that learners are only covering the most rele

1 First meetings page 4

Grammar

- verb *be* (I/you) 5
- verb *be* (we/you) 7
- question words 9

Vocabulary

- introductions 4
- countries, numbers 1–10 6
- the alphabet 8

Speaking

- hello* and *goodbye* 10

Writing

- filling in a form 10

Pronunciation

- saying names of countries 6
- the alphabet 8

Listening for pleasure

- Murder in Kingston* 11

2 Questions page 12

Grammar

- this/that/these/those*; verb *be* (it/they) 13
- verb *be* (he/she/it/they) 15
- subject pronouns 16

Vocabulary

- objects; numbers 11–100 12
- jobs 14
- prepositions of place 17

Speaking

- the time 18

Writing

- a blog 18

Pronunciation

- word stress: *-teen* and *-ty* 12
- word stress: jobs 14

- Review: Units 1 & 2 19

3 People and possessions page 20

Grammar

- have got*, *has got* 21
- have got* negatives and questions 22
- possession 25

Vocabulary

- adjective + noun phrases (1); irregular plurals 20
- opposite adjectives 23
- family 24

Speaking

- everyday expressions 26

Writing

- a social media message 26

Pronunciation

- stress in *yes/no* questions and answers 22

Listening for pleasure

- Unusual collections 27

4 My life

Grammar

- present simple positive 28
- present simple negative 31
- present simple *yes/no* questions 33

Vocabulary

- common verbs 29
- transport 30
- daily activities 32

Speaking

- in a shop 34

Writing

- an informal email 34

Pronunciation

- present simple with *he/she/it* 28
- stress in present simple *yes/no* questions and answers 32

- Review: Units 3 & 4 35

5 Style and design

Grammar

- Adverbs of frequency 36
- Wh-* questions 39
- Present simple – all forms 40

Vocabulary

- Clothes, colours 37
- Adjectives 38
- Parts of the body 41
- Adjective modifiers 41

Speaking

- travel information 42

Writing

- making arrangements by text 42

Pronunciation

- word stress: clothes 37
- plural forms 41

Reading for pleasure

- The Girl with Red Hair* 43

6 Places and facilities page 44

Grammar

there is/there are	45
Is there ...?/Are there ...?	47
all the and each	49

Vocabulary

places in a town	44
hotel facilities	46
rooms and furniture	48

Speaking

explaining problems	50
---------------------	----

Writing

a hotel review	50
----------------	----

Pronunciation

Is there ...?/Are there ...?	47
linking (1)	49

Review: Units 5 & 6	51
---------------------	----

7 Skills and interests page 52

Grammar

can/can't	53
Can you ...?	54
like + -ing	56

Vocabulary

skills	52
adverbs of manner	55
hobbies	56
like, love, hate + -ing	57

Speaking

simple requests	58
-----------------	----

Writing

a post on a social media website	58
----------------------------------	----

Pronunciation

can, can't	53
can, can't in questions and statements	54
linking vowels with /w/ or /j/	57

Reading for pleasure

Last Chance	59
-------------	----

8 Our past page 60

Grammar

verb be past simple	60
past simple regular verbs	63
object pronouns	64

Vocabulary

dates	61
was born/died	62
past time phrases	65

Speaking

special occasions	66
-------------------	----

Writing

a biography	
-------------	--

Pronunciation

was and were	60
regular past simple endings	63
linking (2)	65

Review: Units 7 & 8	67
---------------------	----

9 Unusual stories page 68

Grammar

past simple irregular verbs	68
past simple negatives and questions	70
ago	72

Vocabulary

adjective + noun phrases (2)	69
verb phrases (1)	71

Speaking

the weather	74
-------------	----

Writing

a review of an event	74
----------------------	----

Pronunciation

sentence stress	71
word stress in two-syllable words	73

Listening for pleasure

Kim Peek	75
----------	----

10 New places, new projects page 76

Grammar

going to positive and negative	76
going to questions and short answers	79
would like	80

Vocabulary

future time phrases	77
verb phrases (2)	78
prepositions of time	79
café food	80

Speaking

ordering food and drink	82
-------------------------	----

Writing

invitations and thank-you notes	82
---------------------------------	----

Pronunciation

going to	77
silent letters	81

Review: Units 9 & 10	83
----------------------	----

Audioscripts page 84




First meetings

1.1 On business or on holiday?

Vocabulary introductions

1 Complete the sentences. Use the phrases in the box.

on business ~~on holiday~~ on holiday to study



2 Match beginnings 1-8 to endings a-h.

- | | |
|-------------------|----------------|
| 1 Hello, | a business? |
| 2 Hi, I'm | b you. |
| 3 Nice | c I'm not. |
| 4 And | d I am. |
| 5 Are you here to | e I'm Luz. |
| 6 No, | f Murat. |
| 7 Are you here on | g study? |
| 8 Yes, | h to meet you. |

3 Complete the conversation between Chris and David. Use the words in the box.

And Hello Hi holiday Nice No study Yes you

Chris ¹ Hello, I'm Chris.

David ² _____, I'm David. ³ _____ to meet you.

Chris ⁴ _____ you. Are ⁵ _____ here on holiday?

David ⁶ _____, I'm not. I'm here to ⁷ _____. And you? Are you here on ⁸ _____?

Chris ⁹ _____, I am.

Grammar verb *be* (I/you)

4 Complete the sentences with *I* or *you*.

- 1 I 'm Lola.
- 2 Are _____ on holiday?
- 3 _____ 'm not Ahmet.
- 4 _____ 'm here to study.
- 5 Are _____ Sarah?
- 6 _____ 'm not on business.

5 Complete the conversations.

- 1 **Viktor** Hi, I'm Viktor.
Amy _____ Amy.
- 2 **Kemal** Hello, _____ Kemal.
Susie Hi, _____ Susie.
- 3 **Amy** _____ on business?
Susie No, _____.
- 4 **Viktor** _____ on holiday. And you?
Kemal _____ here to study.
- 5 **Viktor** _____ Susie?
Susie Yes, _____.
- 6 **Amy** Hello. _____ Viktor?
Kemal No, _____ Kemal.

6a Circle the correct options.

- 1 _____ Will.
a I'm b Am I
- 2 _____ Sabine.
a Am I b I'm not
- 3 _____ here on business?
a You aren't b Are you
- 4 _____ Frida?
a You're b Are you
- 5 _____ to study.
a Am I b I'm here
- 6 _____ on holiday?
a Are you b You aren't
- 7 _____ Ben.
a I'm not b Am I
- 8 _____ here to study.
a Are you b You're

b 1.1))) Listen and check your answers.

c 1.1))) Listen again and repeat.

I can ...

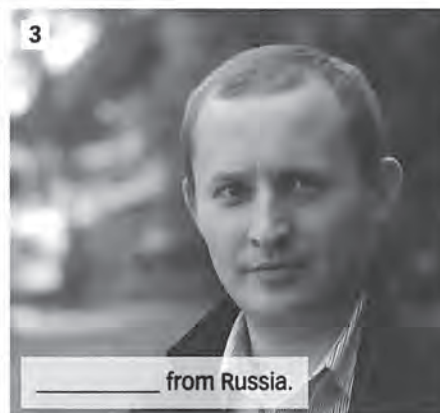

Very well Quite well More practice

introduce myself.

☐ ☐ ☐

 ask questions with *be*.

☐ ☐ ☐

Grammar verb *be* (we/you)**5** Complete the sentences with *I'm* or *We're*.**6a** Make the sentences negative. Use the words in (brackets).

- 1 We're from the UK. (the USA)
We aren't from the USA.
- 2 I'm from Japan. (China)
I _____
- 3 We're here on holiday. (on business)
We _____
- 4 I'm Susie. (Amy)
I _____
- 5 You're here to study. (on holiday)
You _____
- 6 We're from Washington. (New York)
We _____
- 7 You're from Brazil. (Spain)
You _____

b 1.3 Listen and check your answers.**7** Complete the conversation between Igor (I), Ratu (R) and Nuray (N).

- I Hello, ¹ I'm Igor.
 R Hi, ² _____ Ratu.
 N And ³ _____ Nuray.
 I Nice to meet you. Where ⁴ _____ from, Ratu?
 R ⁵ _____ from Indonesia.
 I And you, Nuray?
 N ⁶ _____ from Turkey.
 I ⁷ _____ here to study?
 R, N No, ⁸ _____. ⁹ _____ on holiday.

8 Put eight more capital letters in the correct places.

My name is Marisol. i'm from seville in spain. javier and i are on holiday in turkey. we are in a hotel in istanbul.

I can ...

Very well Quite well More practice

say countries and numbers 1–10.

☐ ☐ ☐

talk about where I'm from.

☐ ☐ ☐

1.3 How do you spell that?

Vocabulary the alphabet

1a Circle the letter with a different sound.

- | | |
|-----------|-----------|
| 1 A G H J | 5 D P T Y |
| 2 C F M S | 6 L N R X |
| 3 B E I V | 7 C G K T |
| 4 O Q U W | 8 E F M Z |

b 1.4 Listen and check your answers.

2a 1.5 Listen and write what you hear.

- | | |
|------------------------------|---------|
| 1 <u>U</u> <u>S</u> <u>A</u> | 5 _____ |
| 2 _____ | 6 _____ |
| 3 _____ | 7 _____ |
| 4 _____ | 8 _____ |

b Match numbers 1-8 in exercise 2a to photos A-H.

A



B



C



D



E 1



F



G



H



➔ **PRONUNCIATION TIP** To remember A, E, I, O, U:

A = day
E = meet
I = hi
O = no
U = you

PRONUNCIATION the alphabet

3a Complete the table with the words in the box.

address are bye day hi home meet name
phone see spell you

/eɪ/	/i:/	/e/	/aɪ/	/əʊ/	/ju:/	/ɑ:/
		address				

b 1.6 Listen and check your answers to exercise 3a.

Grammar question words

4a Circle the correct word.

- 1 ___'s your name?
a What b How c Where
- 2 ___ do you spell that?
a What b How c Where
- 3 ___ are you from?
a What b How c Where
- 4 ___ in Russia?
a What b How c Where
- 5 ___'s your phone number?
a What b How c Where

b Match answers a-e to questions 1-5 in exercise 3a.

- a 3 I'm from Russia.
- b ___ Vladivostok.
- c ___ My name's Viktor.
- d ___ 007 495 23005799
- e ___ V-I-K-T-O-R

5a Write the questions.

- A 1 *What's your name?*
- B My name's Amy.
- A 2 _____
- B My last name's Chang.
- A 3 _____
- B C-H-A-N-G
- A 4 _____
- B I'm from China.
- A 5 _____
- B 0086 189 9820334

b 1.7 Listen and check your answers.

c 1.7 Listen again and repeat.

What How Where
How What Where
Where How What

6a Put lines a-i in the correct order to make a conversation.

- a Hi, I'm Tymon. What's your name? 1
- b How do you spell that? ___
- c K-E-I-R-A? ___
- d I'm from Gdańsk in Poland. ___
- e Hello. My name's Keira. ___
- f I'm from Bristol in the UK. And you? ___
- g Yes, that's right. ___
- h K-E-I-R-A. ___
- i Where are you from, Keira? ___

b 1.8 Listen and check your answers to exercise 6a.



I can ...

Very well Quite well More practice

say the alphabet.



use question words.



1.4 Speaking and writing

Speaking *hello and goodbye*

1 Complete the table with the words and phrases in the box.

Bye Goodbye Good morning Have a nice day Hello
Hi How are you? Morning See you later

Hello	Goodbye
<i>Good morning</i>	

2 Complete the conversations. Write one word.

- A Hello.
B *Hi*.
- A Goodbye.
B _____.
- A _____ are you?
B _____, thanks. And you?
A Great, _____.
- A Have a nice _____.
B Thanks. You, _____.
- A _____ morning.
B _____.
- A Bye.
B _____ you later.



Writing *filling in a form*

3 Match words 1-6 to information a-f.

- | | |
|----------------|---------------------------------|
| 1 First name | a Avenida Lusitana, 13, Granada |
| 2 Last name | b Spain |
| 3 Country | c 0034 758 3902281 |
| 4 Home address | d <i>Eva Sanz</i> |
| 5 Phone number | e Eva |
| 6 Signature | f Sanz |

4 Read the information and complete the student registration card.

“ Hello, I’m Faruk Akkaya from Turkey. I’m here to study English. My address is 39 Beykoz Sokak, Ankara. My phone number is 0090 508 99200437. ”

Student Registration Card



First name	1 <i>Faruk</i>
Last name	2 _____
Home address	3 _____ Ankara
Country	4 _____
Phone number	5 _____
Signature	<i>Faruk Akkaya</i>

I can ...

say hello and goodbye.

fill in a form.

Very well Quite well More practice

<input type="radio"/>	<input type="radio"/>	<input type="radio"/>
<input type="radio"/>	<input type="radio"/>	<input type="radio"/>

1.5 Listening for pleasure

Murder in Kingston

1 Look at the illustrations. Put them in order 1-4.



3 What do you think happens next? Look at the illustrations and choose one.



2a 1.9 » Listen to an extract from a radio play. Tick (✓) the woman you believe.

Mrs Penelope R. Hoffman ____

Mrs Fiona D. Wright ____

b 1.9 » Listen to the extract again. Turn to page 84 and read along.

4 1.10 » Listen to the next part of the radio play and check your answer to exercise 3. You can read along on page 85.

Questions

2.1 What's this in English?

Vocabulary objects; numbers 11–100

1a Complete the objects with the missing vowels (*a, e, i, o, u*) and write *a* or *an* if necessary.



1 a tabet



2 - books



3 — phines



4 — netop



5 — pens



6 — lapopt



7 — keys



8 — appels



9 — umbrella



10 — wallet

b 2.1 Listen and check your answers.

2 Complete the series.



- 1 eight, nine, ten, eleven
- 2 thirteen, fourteen, fifteen, _____
- 3 thirty-one, thirty-two, thirty-three, _____
- 4 ninety-seven, ninety-eight, ninety-nine, _____
- 5 six, eight, ten, _____
- 6 fourteen, sixteen, eighteen, _____
- 7 forty-three, forty-five, forty-seven, _____
- 8 fifty, sixty, seventy, _____

PRONUNCIATION word stress: *-teen* and *-ty*

3a 2.2 Listen and write the numbers you hear.

- | | |
|-------------|----------|
| 1 <u>30</u> | 6 _____ |
| 2 _____ | 7 _____ |
| 3 _____ | 8 _____ |
| 4 _____ | 9 _____ |
| 5 _____ | 10 _____ |

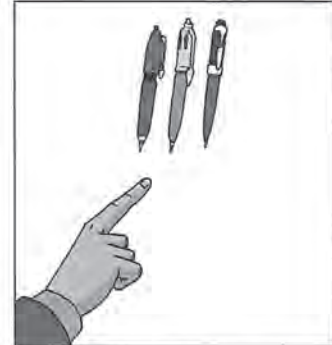
b 2.2 Listen again and repeat.

Grammar *this/that/these/those; verb be (it/they)***4** Circle the correct options.1 What's this / that / these / those in English?

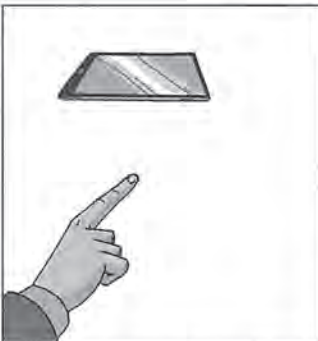
2 What's this / that / these / those in English?



3 What are this / that / these / those in English?



4 What are this / that / these / those in English?



5 What's this / that / these / those in English?



6 What are this / that / these / those in English?



7 What's this / that / these / those in English?



8 What are this / that / these / those in English?

5a Complete the sentences with *It's* or *They're*.

- a They're apples.
 b _____ a book.
 c _____ a laptop.
 d _____ wallets.
 e _____ a tablet.
 f _____ pens.
 g _____ an umbrella.
 h _____ notepads.

b Match answers a-h in exercise 5a to questions 1-8 in exercise 4.

- 1 a 3 _____ 5 _____ 7 _____
 2 _____ 4 _____ 6 _____ 8 _____

6 Complete the conversations with *'s*, *is*, *'re* or *are*. Use the contractions where possible.

- 1 A What 's that?
 B It _____ my pen.
 2 A _____ those your keys?
 B Yes, they _____.
 3 A _____ this a phone?
 B Yes, it _____.
 4 A What _____ these?
 B They _____ apples.
 5 A _____ those your books?
 B Yes, they _____.
 6 A What _____ that?
 B It _____ my laptop.

I can ...

Very well Quite well More practice

use singular and plural forms.


☐ ☐ ☐

say numbers 11-100.

☐ ☐ ☐
use *this*, *that*, *these*, *those* and use the verb *be* (*it/they*).

Navigate

Your direct route to English success



- **Information-rich topics and texts** immerse adult learners in themes and issues from around the world so that learning English is more relevant.
- Driven by **clear aims and outcomes** centred around the CEFR, so that learners can make the most of their time.
- Innovative approach to **skills development** based on academic research helps your learners to listen and read for tomorrow.
- Learner materials have been **thoroughly tested and piloted** in ELT classrooms across the world, giving you confidence that it works.

- The Workbook comes with its own audio CD to accompany listening exercises and pronunciation work.
- Learners can develop their skills with the *Reading and Listening for pleasure* pages. Each *Reading for pleasure* page is based on an excerpt from an *Oxford Bookworms* reader.
- Study tips help adults to learn more effectively by giving advice on areas such as recording vocabulary and using a dictionary.
- Can-do statements based on the CEFR help learners to track their progress.



Oxford English Vocabulary Trainer app


Your personal English tutor!

Learn, practise, and review your *Navigate* vocabulary and get instant, intelligent feedback.

OXFORD
UNIVERSITY PRESS

www.oup.com/elt

SHAPING **learning** TOGETHER



ISBN 978-0-19-456626-1

